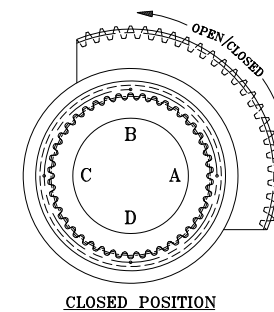
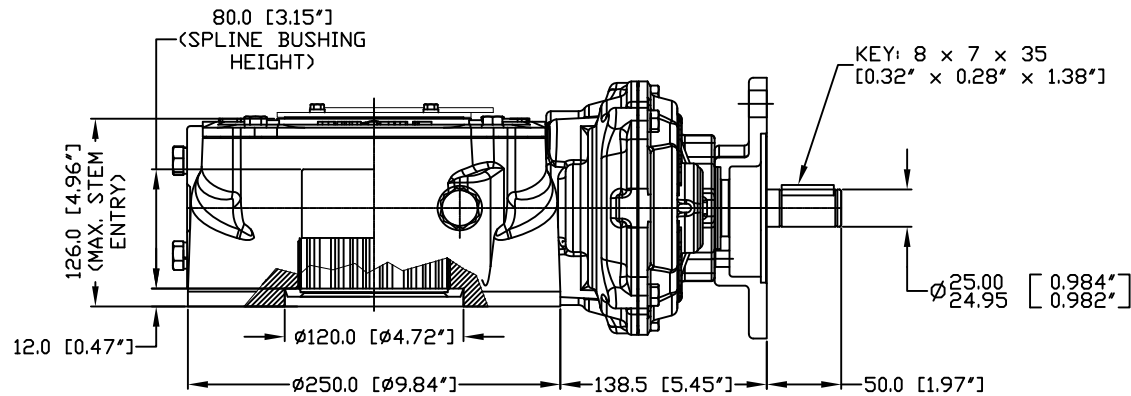
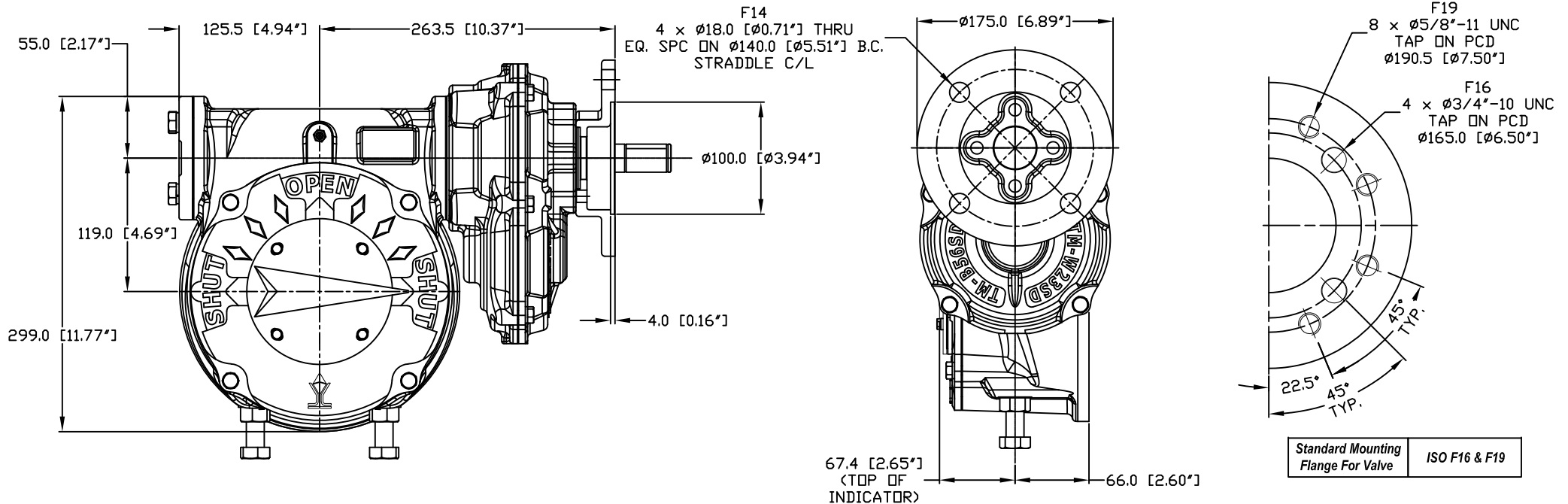


# DIAMOND GEAR

# 50WG300



H.W. DIA.	RIM PULL AT MAX. I/P TORQUE (Lbs.)
22"	61

UNITS: MM [Inches]

MAX. OUTPUT TORQUE [IN.LB]	MAX. INPUT TORQUE [IN.LB]	RATIO	MECHANICAL ADVANTAGE	OUTPUT ANGULAR STROKE	TURN PER 90°	WEIGHT [LB]	MAX. ROUND BORE [IN.]	MAX. SQUARE BORE [IN.]	STANDARD MOUNTING STRADDLE C/L
50,184	669	300:1	75	$\pm 20^\circ$	75	97	$\phi 2.875$ Key: 3/4x1/2	2.375	F16 & F19

C921241A 1/28/19

REV.0

**CNC FLOW CONTROL**  
 HOUSTON, TEXAS, USA  
 PHONE: 713-466-1644, FAX: 713-466-1715